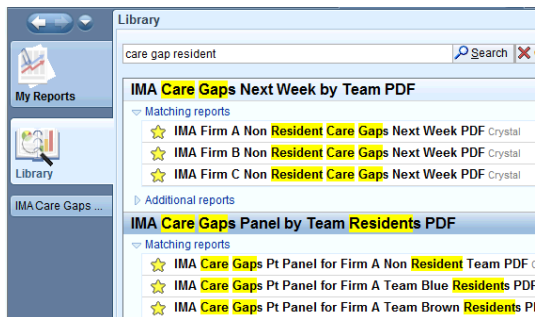


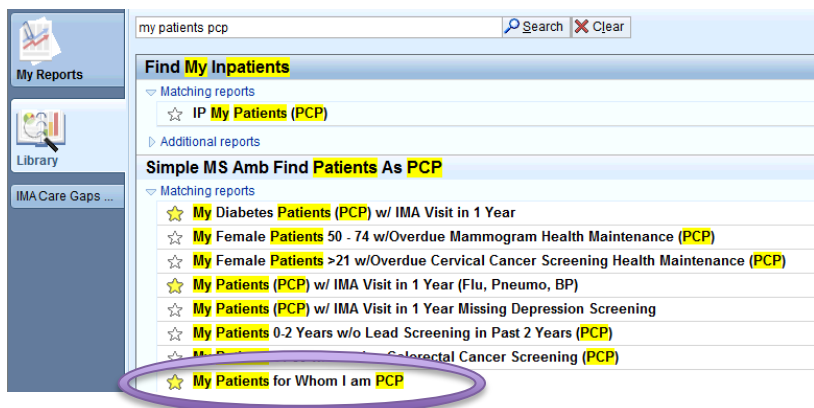


“IMA Care Gaps Panel Team Residents PDF” contains reports for all residents’ patients by team.



You can use the same search criteria to access the weekly reports used in the team meetings (“Next Week” reports).

You can also view your patient panel by running a report in real time. To view this report, search for **“My Patients for Whom I am PCP”** (see below). It is slow to run but you can sort the report content and navigate directly to the patient’s chart by clicking on the patient. You can print the report but you have to do so from a workstation in the clinic. Unlike the reports above, these real-time reports include ALL patients for whom you are listed as PCP (regardless of visit history). These reports are not designed for reporting on more than 1 provider.



There are many other real-time reports that you can either select or create, in order to view patients with certain care gaps, chronic diseases, medications, etc. One of the more useful such reports is **“My Diabetes Patients (PCP) w/IMA Visit in 1 Year.”** This contains a comprehensive list of DM measures. Care gaps appear in red. See below.

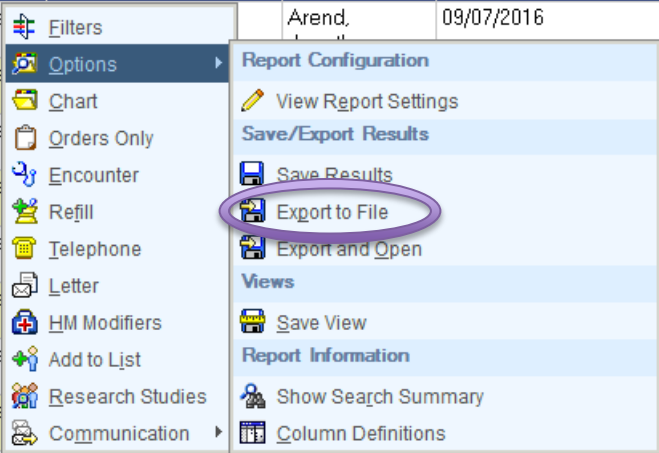
“My Diabetes Patients (PCP) w/IMA Visit in 1 Year” (truncated)

Age	Sex	PCP	Last HBA1C	HBA1C Date	Last LDL Val	Last LDL D	Microalbu	MICROALB Date	BMI	Last BP(S)	Last BP(D)	Pneumo	TOBA
88 y.o.	Female	Arend, Jonathan L.	8.6	08/19/2015	98.40		230	05/03/2012	35.54 kg/m <sup>2</sup>	177	74	✓	
82 y.o.	Female	Arend, Jonathan L.	6.1	10/12/2012	101		33	01/05/2012	21.26 kg/m <sup>2</sup>	125	60	✓	
74 y.o.	Female	Arend, Jonathan L.	7.7	08/24/2015	88.60		12	09/29/2014	27.79 kg/m <sup>2</sup>	120	64	✓	
68 y.o.	Female	Arend, Jonathan L.	7.9	08/26/2015	49.20		213	09/08/2015	29.71 kg/m <sup>2</sup>	150	77	✓	
70 y.o.	Female	Arend, Jonathan L.	8.3	08/26/2015	SEE COMMENT, 89		249	06/23/2015	49.08 kg/m <sup>2</sup>	132	79	✓	
67 y.o.	Female	Arend, Jonathan L.	7.8	07/22/2015	87.80		47	12/01/2014	30.89 kg/m <sup>2</sup>	165	82	✓	
77 y.o.	Female	Arend, Jonathan L.	7.0	08/19/2015	94		16	03/02/2015	48.82 kg/m <sup>2</sup>	122	55	✓	
66 y.o.	Female	Arend, Jonathan L.	6.2	06/15/2015	86.60		15	08/19/2015	49.97 kg/m <sup>2</sup>	154	67	✓	
55 y.o.	Female	Arend, Jonathan L.	6.8	08/12/2015	98.00		30	06/12/2015	41.60 kg/m <sup>2</sup>	96	50	✓	
64 y.o.	Male	Arend, Jonathan L.	8.1	05/06/2015	75.00		81	11/10/2014	46.51 kg/m <sup>2</sup>	142	92	✓	
73 y.o.	Female	Arend, Jonathan L.	6.8	12/30/2014	36.00		27	04/04/2014	27.39 kg/m <sup>2</sup>	152	75	✓	

You can save any report to your favorites so that you don't have to search for it in the future.

You can export the real-time reports into Excel by right clicking anywhere on the report and selecting Options → Export to File. You need to save it as a CSV file on a network drive. One way to do this is to save it in the C drive → "Users" folder → folder with your username as the title.

Age	Sex	Phone	PCP	Last Appt With Me	
89 y.o.	Female	Hm: 212-491-4350	Arend, Jonathan	10/05/2016	0
83 y.o.	Female	Hm: 212-534-7608	Arend, Jonathan	10/05/2016	0
64 y.o.	Female	Hm: 212-289-7658 Wk: 212-289-6650	Arend, Jonathan	09/14/2016	1
77 y.o.	Female	Hm: 212-876-5391	Arend, Jonathan	09/07/2016	1
86 y.o.	Female		Arend,	09/07/2016	1
75 y.o.	Female				1
85 y.o.	Female				1
69 y.o.	Female				1
84 y.o.	Female				1
71 y.o.	Female				1
89 y.o.	Female				1
68 y.o.	Female				1
78 v.o.	Female	Hm: 212-534-6591	Arend,	09/14/2016	1



The screenshot shows a context menu with the following items:

- Filters
- Options (selected)
- Chart
- Orders Only
- Encounter
- Refill
- Telephone
- Letter
- HM Modifiers
- Add to List
- Research Studies
- Communication

The 'Options' sub-menu is open, showing:

- Report Configuration
- View Report Settings
- Save/Export Results
  - Save Results
  - Export to File (circled in purple)
  - Export and Open
- Views
  - Save View
- Report Information
  - Show Search Summary
  - Column Definitions